


SCHERTLER

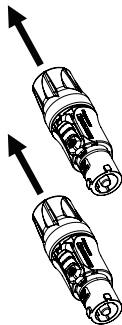


**THANK YOU
FOR
CHOOSING
SCHERTLER**


ELYPS
QUICK GUIDE V1

CONNECTIONS

POWERED LINE
to satellites



BALANCED LINE
Stereo inputs



POWER OUT L





GND LIFT



R — IN — L mono


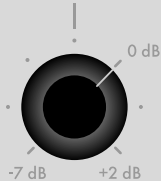


stereo  mono 45Hz 0 dB  45Hz +6 dB


POWER OUT R



SUBWOOFER



R — OUT — L mono



BALANCED
Parallel outputs

QUICK START

CONNECTIONS

It is always better to connect the audio signals cables before turning on the PA. The most common configuration is when the PA receives the Left and Right signals from a mixer, but it could also receive a mono signal (connect it to the "L" input xlr and switch the system to "mono"). Also connect the satellites to the sub with the provided speakon cables before turn on the PA system.

TURN ON THE PA

ELYPS PA system do not have a volume control so simply connect the power cable to mains and switch on the power amp on the back panel of the sub.

If a ground noise (hum at 50-60Hz) occurs, flip the ground lift switch (GND LIFT) on the rear panel.

OTHER FEATURES

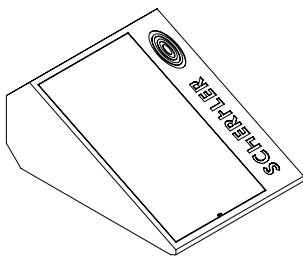
You can adjust the level of the sub only with the dedicated potentiometer if the sound results too "boomy" for your room.

The "45 db" switch provides a boost of +6dB when activated for richer low's. However, keeping it switched off offers a flat and more linear response.

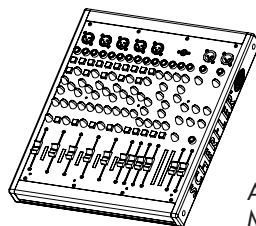
In case you want to connect in series multiple PA systems together, you can do it using the dedicated xlr OUTPUT connections, this signal is not affected by the setup of the sub, just like if it was connected directly to the signal source.

USER MANUAL available online at www.schertler.com

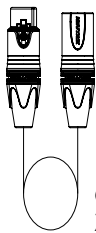
RELATED PRODUCTS




TEDDY
Stage monitor



ARTHUR
Mixer



CA XF XM
XLR cable



ACOUSTIC
Amps

QUICK GUIDE



**S
W
I
S
S**

**M
A
D
E
+**

SCHERTLER



WWW.SCHERTLER.COM

Schertler SA
Via Beroldingen 18
6850 Mendrisio
Switzerland
T +41 (0)91 630 07 10
F +41 (0)91 630 07 11

info@schertler.swiss
www.schertler.swiss
Facebook @schertler.sa
Instagram @schertleraudio
Youtube @Schertler SA
#shareyourschertler

Scan the QR code to open
the USER MANUAL

