

SCHERTLER



# RELATED PRODUCTS

Schertler SA  
Via Beroldingen 18  
6850 Mendrisio  
Switzerland  
T +41 (0)91 630 07 10  
F +41 (0)91 630 07 11

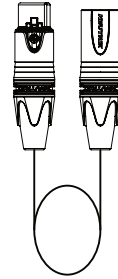
Scan the QR code  
to open  
the USER GUIDE

info@schertler.swiss  
www.schertler.swiss  
Facebook @schertler.sa  
Instagram @schertleraudio  
Youtube @Schertler SA  
#shareyourschertler



THANK YOU  
FOR  
CHOOSING  
SCHERTLER

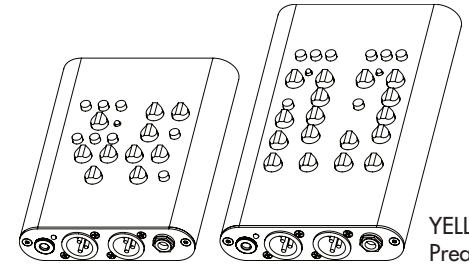
DYN P48 series  
QUICK GUIDE V1



CA XF XM  
XLR cable

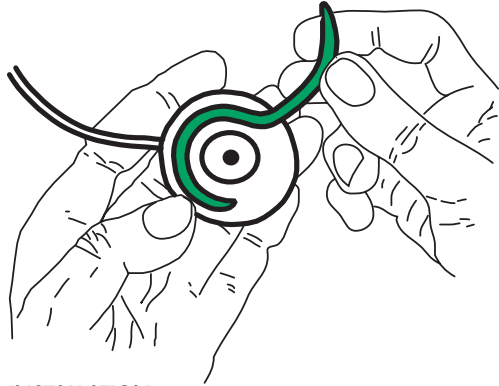


GREEN  
PUTTY



YELLOW  
Preamps

## QUICK START




### INSTALLATION

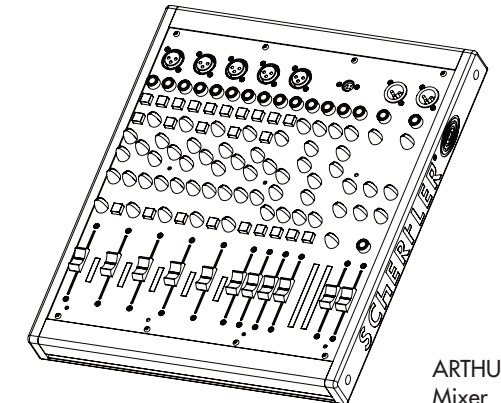
Use the provided GREEN PUTTY to install the pickup on the instrument: with a little piece of putty, form a ball of approximately 8 mm; "work" the ball to shape a "worm" of about 6 cm and close a ring to fit the bottom side of the microphone; fit the DYN on the instrument by pressing it firmly. When the microphone has been correctly installed, you will feel that the center spot is making contact with the instrument.

### CONNECTION

Just like any condenser microphone, connect the DYN P48 to a mic channel of an acoustic amp, preamp or mixer. DYN P48 microphones require phantom power to work, so remember to activate it once the pickup is plugged in. If needed, the cable length can be extended using a common XLR microphone cable.  
**USER GUIDE available at [www.schertler.com](http://www.schertler.com)**

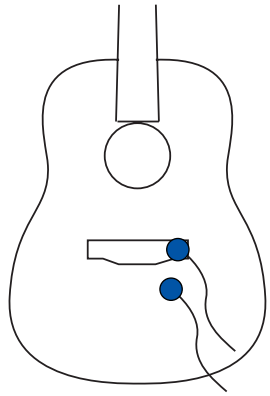


ACOUSTIC  
Amps

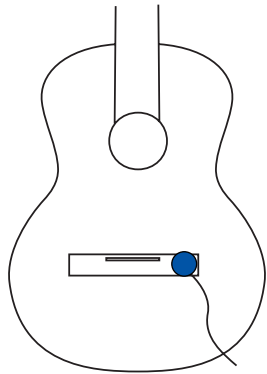


ARTHUR  
Mixer

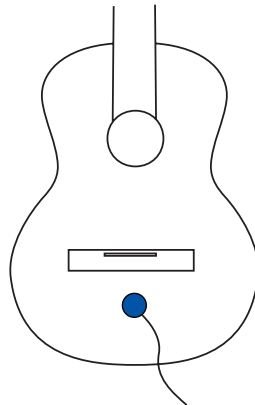
# RECOMMENDED POSITIONING



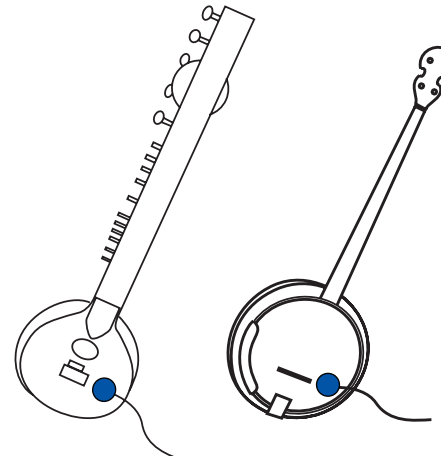
DYN G P48  
on steel string guitar



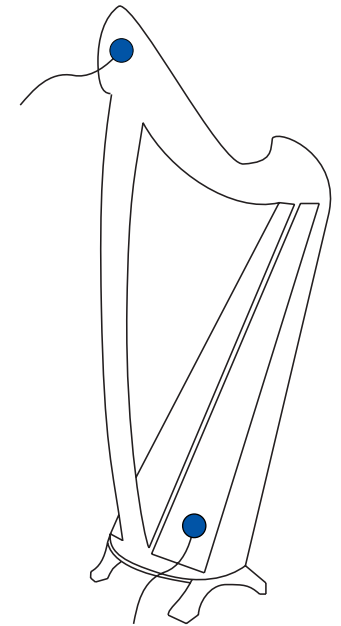
DYN G P48  
on nylon string guitar



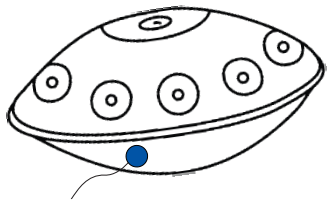
DYN G P48  
on flamenco/jazz guitar



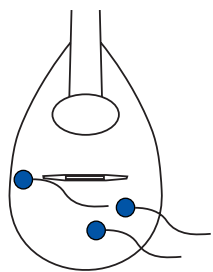
DYN UNI P48 or DYN UNI  
on various instruments



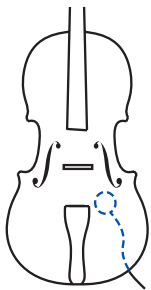
DYN H P48  
on harp



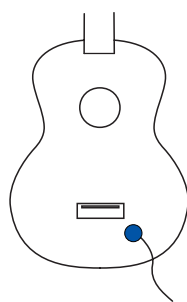
DYN HP P48  
on handpan



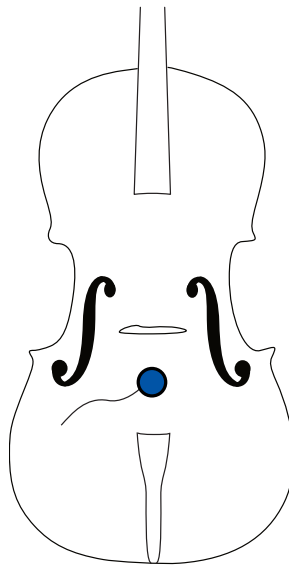
DYN M P48  
on mandolin



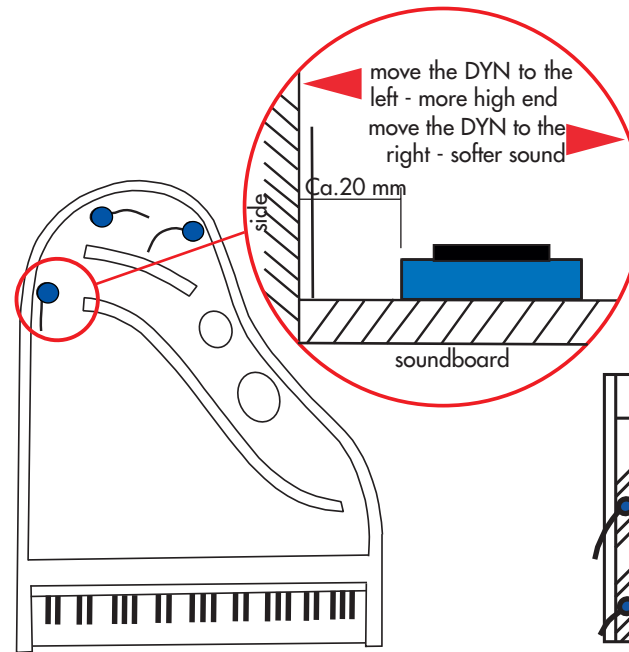
DYN V P48  
on backside of violin or viola



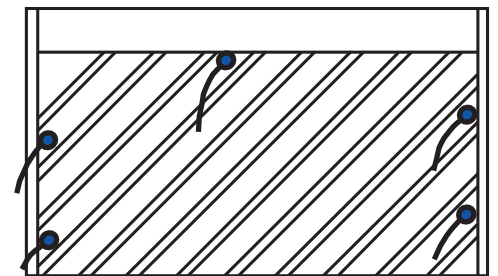
DYN UKE P48  
on ukulele



DYN C P48 on cello  
DYN B P48 on double bass



DYN P P48  
on piano



upright piano